







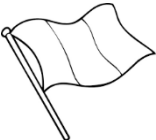


# Les sons complexes (consonnes + l ou r)































1 Colle les images dans la case où tu entends la syllabe.






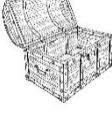








BR, CR, DR, FR, GR, PR, TR, VR	R
BL, CL, FL, GL, PL	L






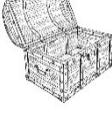








2 Pour chaque image, entoure les sons que tu entends.

	BR BL CR CL		BR BL CR CL		FR FL GR GL
	FR FL GR GL		PR PL TR VR		PR PL TR VR
	BR DR BL TR		PR PL CR CL		GR GL VR DR



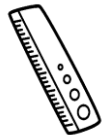






# Les sons complexes (consonnes + l ou r)


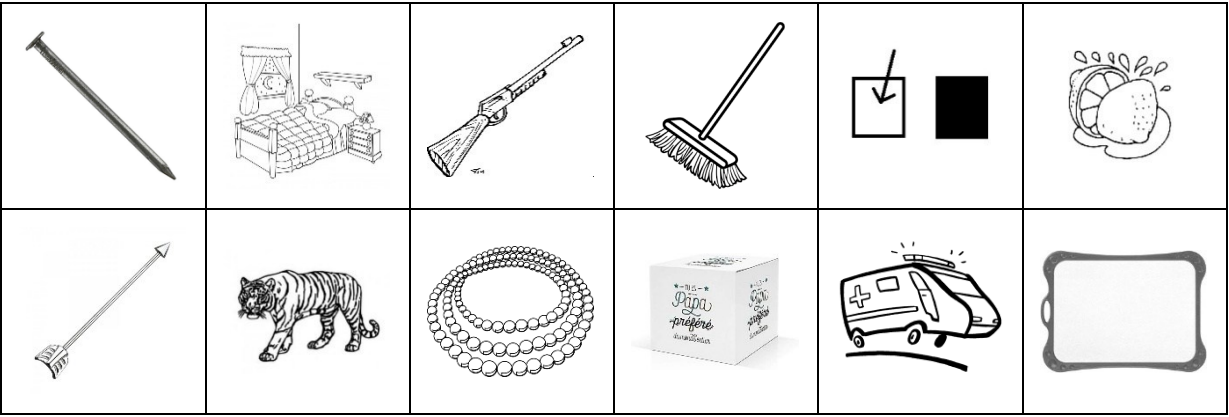


1 Colle les images dans la case où tu entends la syllabe.

BR, CR, DR, FR, GR, PR, TR, VR	R
BL, CL, FL, GL, PL	L

2 Pour chaque image, entoure les sons que tu entends.

 <div>BR BL</div> <div>CR CL</div>	 <div>BR BL</div> <div>CR CL</div>	 <div>FR FL</div> <div>GR GL</div>
 <div>FR FL</div> <div>GR GL</div>	 <div>PR PL</div> <div>TR VR</div>	 <div>PR PL</div> <div>TR VR</div>
 <div>BR DR</div> <div>BL TR</div>	 <div>PR PL</div> <div>CR CL</div>	 <div>GR GL</div> <div>VR DR</div>












# Les sons complexes (consonnes + l ou r)

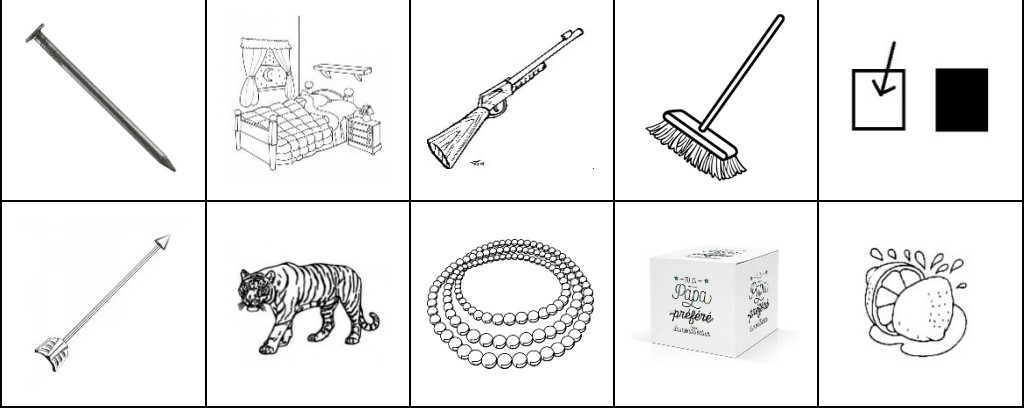
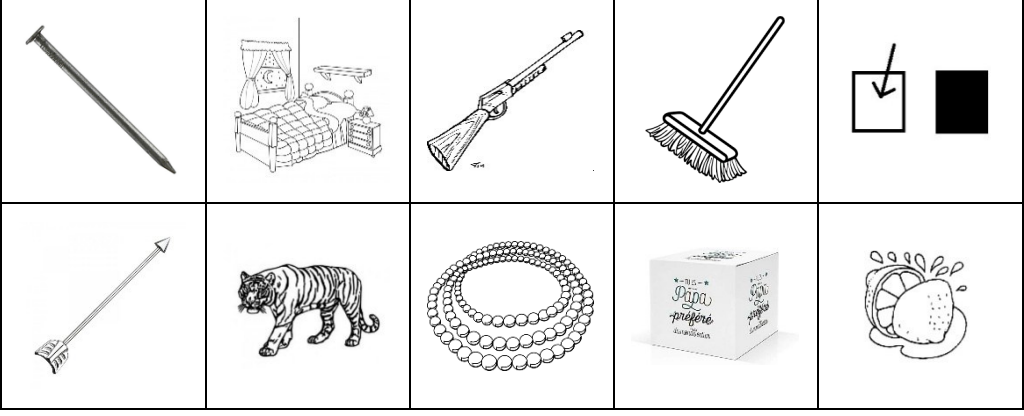
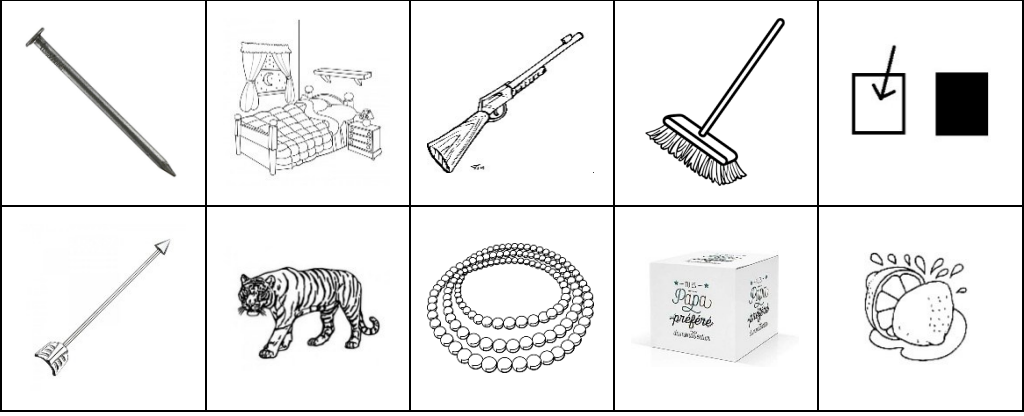
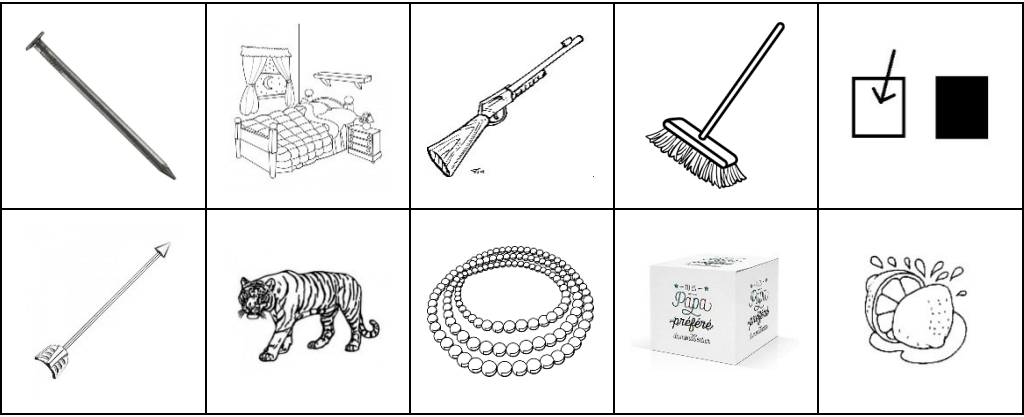


1 Colle les images dans la case où tu entends la syllabe.

BR, CR, DR, FR, GR, PR, TR, VR	R
BL, CL, FL, GL, PL	L

2 Pour chaque image, entoure les sons que tu entends.

 <div>BR BL</div> <div>CL</div>	 <div>BR BL</div> <div>CR</div>	 <div>FR FL</div> <div>GL</div>
 <div>FR FL</div> <div>GR</div>	 <div>PR PL</div> <div>VR</div>	 <div>PR PL</div> <div>TR</div>
 <div>BR DR</div> <div>TR</div>	 <div>PR PL</div> <div>CL</div>	 <div>GR GL</div> <div>VR</div>





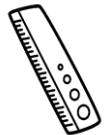






# Les sons complexes (consonnes + l ou r)




1 Colle les images dans la case où tu entends la syllabe.

BR, CR, DR, FR, GR, PR, TR, VR	R
BL, CL, FL, GL, PL	L

2 Pour chaque image, entoure les sons que tu entends.

	BL CL		BR CR		FL GL
	FR GR		PL VR		PR TR
	DR TR		PL CL		GR VR









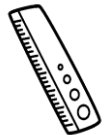



# Les sons complexes (consonnes + l ou r)



1 Colle les images dans la case où tu entends la syllabe.

BR, CR, DR, FR, GR, PR, TR, VR	R
BL, CL, FL, GL, PL	L

2 Pour chaque image, entoure les sons que tu entends.

	BL CL		BR CR		FL GL
	FR GR		PL VR		PR TR

